


23.008.34012



### GENERAL

Ceiling  
Surface  
Silver  
IP20  
3600 lm  
Beam Angle 80°  
UGR<21

### LED

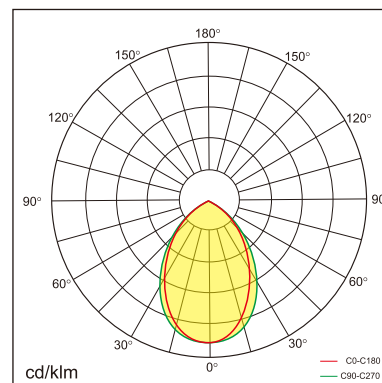
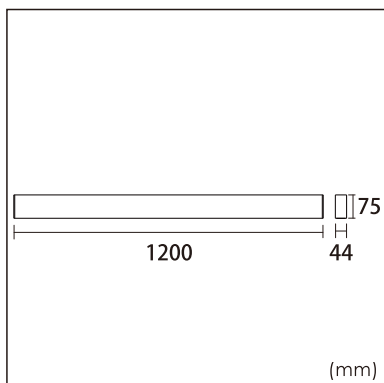
4000K neutral white  
CRI ≥ 80  
L80(B10)50,000H  
SDCM <3

### PHYSICAL

length 1200 mm  
width 44 mm  
height 75 mm  
2.7 kg

### ELECTRICAL

40W  
90 lm/W  
1-10V Dimming  
AC200~240V



The data values for the luminous flux are initially subject to a tolerance of +/- 10%, those for the electrical connected load are initially subject to a tolerance of +/- 10%, and those for the colour temperature are initially subject to a tolerance of +/- 150 K. Product illustrations serve as examples and may differ from the original. No liability is assumed for typographical or printing errors. We reserve the right to make alterations in the interest of improving our products.